

Instruments you can take:

Woodwinds

Flute
Oboe
Bassoon
Clarinet
Saxophone

Brass

Trumpet
Horn (some call it French Horn)
Trombone
Baritone/Euphonium
Tuba

Percussion

(YOU MUST PLAY PIANO or another instrument to start percussion)

Snare Drum
Bass Drum
Timpani
Cymbals
Bells
Auxiliary (shakers, claves, gong, etc.)

LANCASTER MIDDLE SCHOOL

SO YOU WANT TO
KNOW MORE
ABOUT BAND!



Some important questions
– and a few answers! 😊

Caution: Pure Recruiting
Propaganda.
Proceed at Your Own Risk!

By: Mrs. Miller – Band Director

How much does an instrument cost?

It varies. Some instruments are so large and costly that the school provides them free. New instruments cost more than used ones of course. But don't forget, a good instrument can last a lifetime (or more!).

How good an instrument do I need?

The very best you can manage. A beginner needs a better playing instrument than a professional. It's not how shiny the instrument LOOKS that matters – it's how well it PLAYS. Many older instruments play very very well.

Where can I get an instrument?

There are several sources. 1. Most music stores will rent or lease you one. 2. If your family or a friend has one you can use. 3. The school has a limited number of instruments too. 4. Some families whose children have finished school might have a used instrument for sale.

***One special thought – unless you have a really good family instrument, be sure to RENT or LEASE at first. Then if you should decide not to continue, or if you switch instruments, your investment isn't so big.

What if we just can't afford an instrument?

Don't give up hope!!! We ALWAYS find ways for students to play if they really WANT TO!! If the cost of an instrument is the main hindrance, talk to me. **No student will be turned away from my band room due to financial needs.**

May I change instruments if I want to?

Yes. Once in a while, the first choice isn't the best one. Just talk to me. Communicate.

May I study more than one instrument?

Well yes ... BUT, it's usually best not to start on several at once. If you become very good on one instrument, chances are you'd do well on another. Many of our best students take more than one instrument. Just remember that each instrument you take will require its own practice time.

What if I'm taking piano lessons?

Great!!! This will only increase your chances of being highly successful in band! **AND you can do percussion** if desired.

What if I ride the bus?

No problem! During the school year, all lessons are given during the school day. In summer, or course, you have to have your own ride. Often you can ride with someone who lives near you.

Can St. Clement's students participate?

DEFINITELY!!! Every year many do. A bus is provided to take you to rehearsals once each week. You will have one lesson per week after school in the Middle School Band Room with other St. Clement's students.

Will music conflict with sports?

ABSOLUTELY NOT! Many of our finest instrumental musicians are also some of our best athletes. Teachers and coaches work closely together to see that interested students can do all the things they want without conflict. In our schools, music and sports boost each other enthusiastically! This isn't true for all schools! We're very lucky here in Lancaster.

How often will I have lessons?

You will have 10 lessons in the summer. All other practice will be on you! When school starts, you will have one lesson a week. Once you make it to Cadet Band, you will have band two of every six days.

How soon can I be in Cadet Band?

Well, that depends on a lot of things. How often you practice and how quickly you catch on are big! But we try to give you the chance to play with others as soon as possible. Nearly every 6th grader will make it into Cadet Band within the first few months of school.

How can I get into the color guard?

If you're interested, that opportunity will open up as you enter 7th grade. All 7th and 8th graders participate in marching band. And those interested in color guard will have a special summer camp to help determine who is on the guard.

Sounds Great!!! When do I start? How do I sign up?

Very soon we'll have our OPEN HOUSE! You'll get to try the instruments and choose one. Then shortly after that, we'll have our instrument display night. I will give you ALL the details. I hope to see you and your parents at the OPEN HOUSE!!!!

*****Be sure your parents read the next page – OK??**

☺ THE PARENTS' PAGE

What can I do to help my child succeed?

Several things!

1. Provide the **best** instrument you possibly can. All instruments are expensive, but they represent long-term investments. "New-ness" isn't necessary, but playability certainly is! And don't forget – a decent instrument provides a powerful incentive for practice!
2. **ENCOURAGE!** Encourage Encourage Encourage Encourage!
☺ This might take great patience! Please never ridicule or tease. Praise whenever you can. If some of the beginning sounds are unpleasant, take heart – they will soon improve!
3. Stress **PRACTICE!** Don't nag or threaten, please, but DO help establish a regular practice routine, and help your child to stick to it! Show interest. Ask your child to play for you sometimes.
4. Learn about your child's instrument. Try it yourself! It does wonders for a student to be able to "teach" Mom or Dad how they play! Naturally, you don't have to master the instrument, but you'll gain quite an insight into the problems your child could encounter.
5. Help to see that your student has the necessities – a music stand, reeds, valve oil, etc. as applicable.
6. When your child is ready to perform in public, come and listen! ☺ This seems so obvious. Nothing discourages a child more than thinking Mom and Dad are too busy, or they just don't care. I understand work etc. But if you can be there – please be there ☺
7. **RESIST** the first couple attempts at quitting. Many students who have wanted to quit have become fine, eager musicians after sticking to it for a fair trial period – MYSELF INCLUDED!
8. **Talk** to me whenever you have concerns of any kind! The only way I can fix things is by knowing there is a problem! ☺ My email is always checked and phone calls always returned. I think parent communication is one of the most important parts of your child being in the band program!!

What about the band?

Some Questions and Answers

Who can take lessons?

In Lancaster anybody who really wants to – can. You may begin band lessons at any time after finishing FIFTH grade. Most students begin lessons during the summer before 6th grade.

Do I want to take lessons?

Only YOU will be able to answer this! The only way to tell is to try! ☺

Which instrument should I take?

Again, the answer is mostly up to you. During our Open House, you'll have the opportunity of trying any and all of the instruments. I will help you decide which instrument is perfect for YOU! You might walk away playing something you never even imagined!

Will I succeed?

We don't know yet, **If you really WANT to succeed – you will!** If you're a quitter, you'll probably get discouraged easily. I'm here to show you that the only way to actually achieve something worthwhile is to stick to it!

How much practice does it take?





How MUCH you practice isn't as important as how OFTEN! You'll need to play some EVERY DAY. In the beginning, a few minutes of thoughtful practice every day will bring satisfying results.

Can I quit if I don't like it?

Sure you can. But give it an honest try first. Almost everybody gets discouraged at some point. But if you get over that first urge to quit, you'll probably get to like it – a lot! And.... The better you play, the more fun it is! ☺

How much do lessons cost?

\$1,000,000.00 Kidding of course! It doesn't cost a penny. Naturally you'll need to buy a lesson book, and supplies for your instrument, but your lessons are free from your band teacher.



**Come Join
Something
Amazing!**

